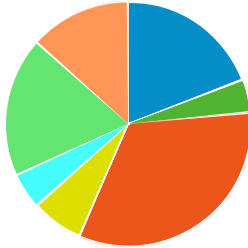


Stephens County, Georgia

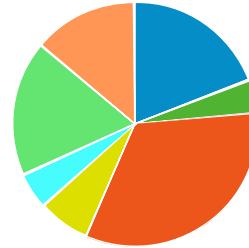
Consumer Expenditures Report (Stephens County, Georgia)

Apparel(2018)



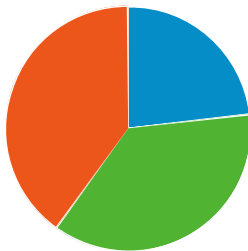
	\$ PER HOUSEHOLD	TOTAL \$000'S
Total	\$1,636	\$17,275
Men's Apparel	\$313	\$3,309
Boys' Apparel	\$71	\$751
Women's Apparel	\$540	\$5,699
Girls' Apparel	\$112	\$1,191
Infants Apparel	\$78	\$825
Footwear	\$301	\$3,183
Apparel Services and Accessories	\$219	\$2,317

Apparel(2023)



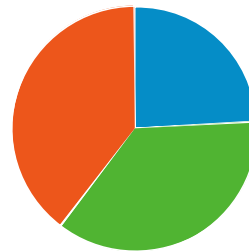
	\$ PER HOUSEHOLD	TOTAL \$000'S
Total	\$1,830	\$19,241
Men's Apparel	\$351	\$3,690
Boys' Apparel	\$79	\$836
Women's Apparel	\$603	\$6,348
Girls' Apparel	\$126	\$1,329
Infants Apparel	\$87	\$921
Footwear	\$328	\$3,453
Apparel Services and Accessories	\$253	\$2,665

Entertainment(2018)



	\$ PER HOUSEHOLD	TOTAL \$000'S
Total	\$2,621	\$27,670
Fees And Admissions	\$608	\$6,422
Video And Audio Equipment	\$964	\$10,184
Recreational Equipment And Supplies	\$1,048	\$11,065

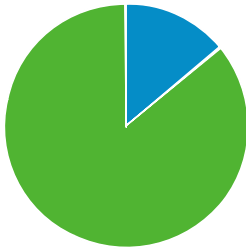
Entertainment(2023)



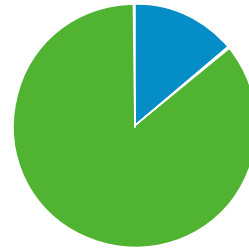
	\$ PER HOUSEHOLD	TOTAL \$000'S
Total	\$2,940	\$30,907
Fees And Admissions	\$708	\$7,448
Video And Audio Equipment	\$1,068	\$11,227
Recreational Equipment And Supplies	\$1,163	\$12,231

Education(2018)

Education(2023)

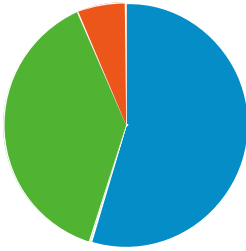


	\$ PER HOUSEHOLD	TOTAL \$000'S
Total	\$1,613	\$17,034
Books And Supplies	\$226	\$2,390
Tuition	\$1,387	\$14,644



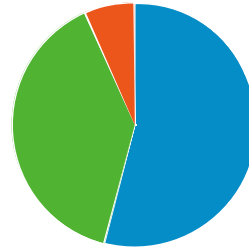
	\$ PER HOUSEHOLD	TOTAL \$000'S
Total	\$1,894	\$19,910
Books And Supplies	\$265	\$2,792
Tuition	\$1,628	\$17,118

Food and Beverages(2018)



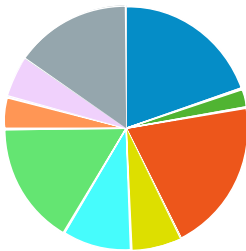
	\$ PER HOUSEHOLD	TOTAL \$000'S
Total	\$7,062	\$74,536
Food At Home	\$3,867	\$40,815
Food Away From Home	\$2,735	\$28,872
Alcoholic Beverages	\$459	\$4,849

Food and Beverages(2023)



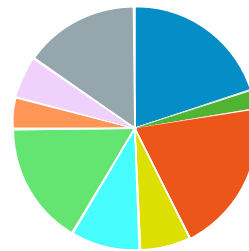
	\$ PER HOUSEHOLD	TOTAL \$000'S
Total	\$7,791	\$81,906
Food At Home	\$4,211	\$44,268
Food Away From Home	\$3,058	\$32,152
Alcoholic Beverages	\$521	\$5,486

Gifts(2018)



	\$ PER HOUSEHOLD	TOTAL \$000'S
Total	\$1,112	\$11,742
Gifts Of Apparel	\$220	\$2,331
Gifts Of Apparel Accessories	\$28	\$296
Gifts Of Education	\$225	\$2,377
Gifts Of Recreation	\$75	\$800
Gifts Of Food And Beverages	\$102	\$1,086
Gifts Of Household Furnishings And Equipment	\$181	\$1,910
Gifts Of Household	\$47	\$498
Gifts Of Transportation	\$60	\$635
Gifts Elsewhere Unspecified	\$171	\$1,809

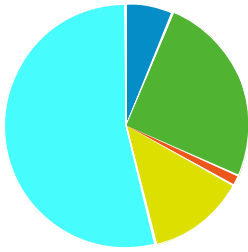
Gifts(2023)



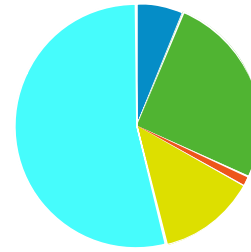
	\$ PER HOUSEHOLD	TOTAL \$000'S
Total	\$1,285	\$13,514
Gifts Of Apparel	\$255	\$2,683
Gifts Of Apparel Accessories	\$32	\$341
Gifts Of Education	\$259	\$2,732
Gifts Of Recreation	\$87	\$919
Gifts Of Food And Beverages	\$118	\$1,249
Gifts Of Household Furnishings And Equipment	\$209	\$2,202
Gifts Of Household	\$54	\$572
Gifts Of Transportation	\$70	\$736
Gifts Elsewhere Unspecified	\$197	\$2,079

Household Furnishings(2018)

Household Furnishings(2023)



	\$ PER HOUSEHOLD	TOTAL \$000'S
Total	\$1,577	\$16,650
Household Textiles	\$99	\$1,051
Furniture	\$401	\$4,237
Floor Coverings	\$21	\$225
Major Appliances	\$207	\$2,193
Housewares And Small Appliances	\$847	\$8,944



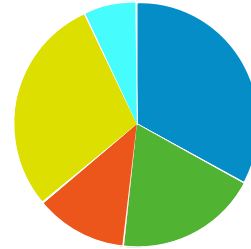
	\$ PER HOUSEHOLD	TOTAL \$000'S
Total	\$1,785	\$18,769
Household Textiles	\$111	\$1,173
Furniture	\$456	\$4,799
Floor Coverings	\$24	\$262
Major Appliances	\$233	\$2,450
Housewares And Small Appliances	\$959	\$10,086

Shelter(2018)



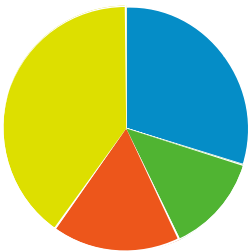
	\$ PER HOUSEHOLD	TOTAL \$000'S
Total	\$9,798	\$103,411
Mortgage Interest	\$3,157	\$33,322
Property Taxes	\$1,790	\$18,898
Miscellaneous Owned Dwelling Costs	\$1,187	\$12,529
Rental Costs	\$3,017	\$31,842
Other Lodging	\$646	\$6,820

Shelter(2023)



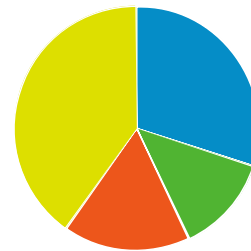
	\$ PER HOUSEHOLD	TOTAL \$000'S
Total	\$10,933	\$114,934
Mortgage Interest	\$3,609	\$37,947
Property Taxes	\$2,042	\$21,468
Miscellaneous Owned Dwelling Costs	\$1,337	\$14,065
Rental Costs	\$3,173	\$33,363
Other Lodging	\$769	\$8,092

Household Operations(2018)



	\$ PER HOUSEHOLD	TOTAL \$000'S
Total	\$1,276	\$13,477
Babysitting And Elderly Care	\$380	\$4,016
Household Services	\$167	\$1,765
Alimony And Child Support	\$216	\$2,285
Household Supplies	\$512	\$5,412

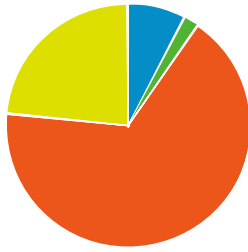
Household Operations(2023)



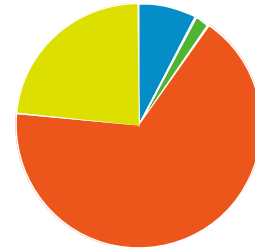
	\$ PER HOUSEHOLD	TOTAL \$000'S
Total	\$1,469	\$15,451
Babysitting And Elderly Care	\$440	\$4,631
Household Services	\$191	\$2,012
Alimony And Child Support	\$248	\$2,614
Household Supplies	\$589	\$6,194

Personal Care(2018)

Personal Care(2023)



	\$ PER HOUSEHOLD	TOTAL \$000'S
Total	\$614	\$6,483
Hair Care	\$47	\$505
Electric Personal Care Appliances	\$12	\$128
Personal Care Services	\$410	\$4,335
Personal Care Products	\$143	\$1,515



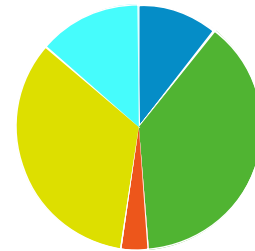
	\$ PER HOUSEHOLD	TOTAL \$000'S
Total	\$683	\$7,182
Hair Care	\$53	\$560
Electric Personal Care Appliances	\$13	\$142
Personal Care Services	\$456	\$4,802
Personal Care Products	\$159	\$1,678

Utilities(2018)



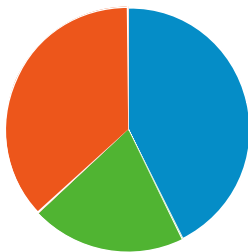
	\$ PER HOUSEHOLD	TOTAL \$000'S
Total	\$3,661	\$38,648
Natural Gas	\$388	\$4,096
Electricity	\$1,399	\$14,774
Fuel Oil And Other Fuels	\$133	\$1,405
Telephone Service	\$1,245	\$13,142
Other Utilities	\$495	\$5,231

Utilities(2023)



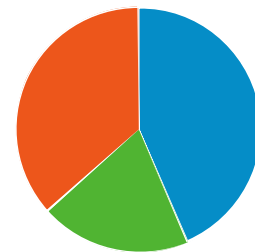
	\$ PER HOUSEHOLD	TOTAL \$000'S
Total	\$4,006	\$42,115
Natural Gas	\$426	\$4,488
Electricity	\$1,525	\$16,039
Fuel Oil And Other Fuels	\$145	\$1,531
Telephone Service	\$1,362	\$14,326
Other Utilities	\$545	\$5,731

Reading(2018)



	\$ PER HOUSEHOLD	TOTAL \$000'S
Total	\$104	\$1,101
Newspapers	\$44	\$473
Magazines	\$21	\$225
Books	\$38	\$402

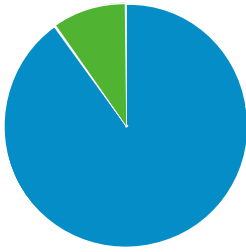
Reading(2023)



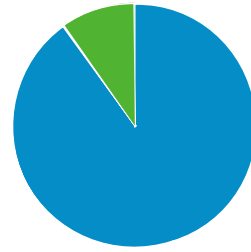
	\$ PER HOUSEHOLD	TOTAL \$000'S
Total	\$116	\$1,225
Newspapers	\$50	\$526
Magazines	\$23	\$251
Books	\$42	\$448

Tobacco(2018)

Tobacco(2023)

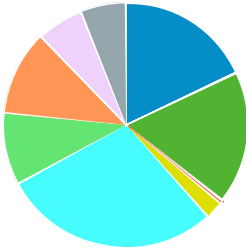


	\$ PER HOUSEHOLD	TOTAL \$000'S
Total	\$315	\$3,332
Cigarettes	\$284	\$2,998
Other Tobacco Products	\$31	\$334



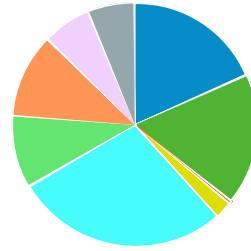
	\$ PER HOUSEHOLD	TOTAL \$000'S
Total	\$336	\$3,537
Cigarettes	\$302	\$3,183
Other Tobacco Products	\$33	\$354

Transportation(2018)



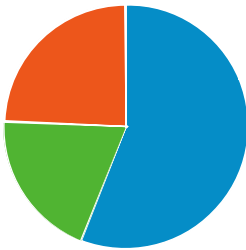
	\$ PER HOUSEHOLD	TOTAL \$000'S
Total	\$9,038	\$95,393
New Vehicle Purchase	\$1,624	\$17,148
Used Vehicle Purchase	\$1,599	\$16,876
Motorcycles (New And Used)	\$37	\$397
Vehicle Finance Charges	\$205	\$2,170
Gasoline And Oil	\$2,590	\$27,339
Vehicle Repair And Maintenance	\$857	\$9,051
Vehicle Insurance	\$1,016	\$10,729
Public Transportation	\$560	\$5,920
Other Transportation Costs	\$546	\$5,763

Transportation(2023)



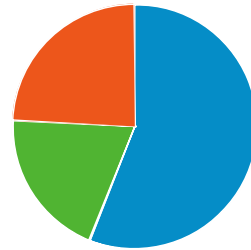
	\$ PER HOUSEHOLD	TOTAL \$000'S
Total	\$9,992	\$105,039
New Vehicle Purchase	\$1,832	\$19,267
Used Vehicle Purchase	\$1,729	\$18,177
Motorcycles (New And Used)	\$40	\$431
Vehicle Finance Charges	\$226	\$2,382
Gasoline And Oil	\$2,832	\$29,771
Vehicle Repair And Maintenance	\$946	\$9,953
Vehicle Insurance	\$1,117	\$11,749
Public Transportation	\$645	\$6,786
Other Transportation Costs	\$620	\$6,523

Health Care(2018)



	\$ PER HOUSEHOLD	TOTAL \$000'S
Total	\$3,940	\$41,593
Health Care Insurance	\$2,206	\$23,291
Health Care Services	\$777	\$8,209
Health Care Supplies And Equipment	\$956	\$10,092

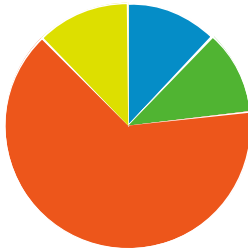
Health Care(2023)



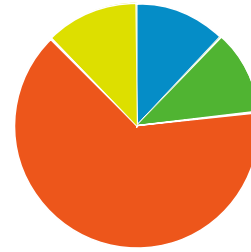
	\$ PER HOUSEHOLD	TOTAL \$000'S
Total	\$4,309	\$45,298
Health Care Insurance	\$2,413	\$25,368
Health Care Services	\$851	\$8,951
Health Care Supplies And Equipment	\$1,044	\$10,980

Miscellaneous Expenses(2018)

Miscellaneous Expenses(2023)



	\$ PER HOUSEHOLD	TOTAL \$000'S
Total	\$705	\$7,448
Legal And Accounting	\$85	\$903
Funeral And Cemetery	\$78	\$832
Finance Charges Excluding Mortgage And Vehicle	\$453	\$4,789
Other Miscellaneous Expenses	\$87	\$924



	\$ PER HOUSEHOLD	TOTAL \$000'S
Total	\$781	\$8,220
Legal And Accounting	\$94	\$996
Funeral And Cemetery	\$87	\$921
Finance Charges Excluding Mortgage And Vehicle	\$502	\$5,283
Other Miscellaneous Expenses	\$96	\$1,020

Personal Insurance(2018)		
	\$ PER HOUSEHOLD	TOTAL \$000'S
		\$332

Personal Insurance(2023)		
	\$ PER HOUSEHOLD	TOTAL \$000'S
		\$383

Contributions(2018)		
	\$ PER HOUSEHOLD	TOTAL \$000'S
		\$1,932

Contributions(2023)		
	\$ PER HOUSEHOLD	TOTAL \$000'S
		\$2,255

Retail Potential(2018)		
	\$ PER HOUSEHOLD	TOTAL \$000'S
Other Health and Personal Care Stores	\$79	\$840
Gasoline Stations with Convenience Stores	\$2,110	\$22,278
Gasoline Stations without Convenience Stores	\$1,106	\$11,683
Men's Clothing Stores	\$62	\$661
Women's Clothing Stores	\$167	\$1,772
Childrens' and Infant's Clothing Stores	\$57	\$606
Family Clothing Stores	\$297	\$3,144
Clothing Accessory Stores	\$11	\$124
Other Apparel Stores	\$45	\$483
Shoe Stores	\$163	\$1,726
Jewelry Stores	\$79	\$838
Luggage Stores	\$1	\$13
Sporting Goods Stores	\$172	\$1,820
Hobby, Toy, and Game Stores	\$88	\$934
Sewing and Needlecraft Stores	\$13	\$145
Musical Instrument Stores	\$42	\$445
Book Stores	\$138	\$1,462
Record,Tape,and CD Stores	\$81	\$856
Department Stores	\$1,579	\$16,671
Warehouse Superstores	\$726	\$7,663
Other General Merchandise Stores	\$204	\$2,159
Florists	\$19	\$210
Office and Stationary Stores	\$82	\$867
Gift and Souvenir Stores	\$69	\$739
Used Merchandise Stores	\$38	\$412

Pet and Pet Supply Stores	\$187	\$1,977
Art Dealers	\$11	\$117
Mobile Home Dealers	\$0	\$5
Other Miscellaneous Retail Stores	\$65	\$696
Mail Order and Catalog Stores	\$612	\$6,462
Vending Machines	\$69	\$733
Fuel Dealers	\$184	\$1,950
Other Direct Selling Establishments	\$114	\$1,213
Hotels and Other Travel Accommodations	\$157	\$1,659
RV Parks	\$2	\$23
Rooming and Boarding Houses	\$1	\$12
Full Service Restaurants	\$1,075	\$11,351
Limited Service Restaurants	\$1,086	\$11,469
Special Food Services and Catering	\$181	\$1,919
Drinking Places	\$82	\$866

Source: Applied Geographic Solutions, 2018

Stephens County, Georgia

Population: 25,878
Labor Force Size: 11,405
Bachelors Degree or Higher: 18.12%
Household Median Income: 40,981
Commute Travel Time: 21

- Save to folder
- Full Report
- Labor Force
- Demographics
- Consumer Expenditures
- Wages
- Business
- Talent Pool
- Housing

